







**NEW JERSEY**  
**Regional Drinking-Water-Supply Indicators**  
**& Declared Water-Supply Status**

**December 2, 2018**

Region		Drinking-Water-Supply Indicator						Water-Supply Status		
		Status	90-day precipitation	90-day stream-flow	N.J. reservoirs	Del. R. reservoirs	Unconf. ground water			
North-west		Near or above normal	18	39	Not a significant region-wide water resource.	▲	18	Normal	●	
		Moderately dry	○	○		○	○	Watch	■	
		Severely dry	○	○		○	○	Warning		
		Extremely dry	○	○		○	○	Emergency		
Central		Near or above normal	39	39	31	▲	42	Normal	●	
		Moderately dry	○	○	○	○	○	Watch	■	
		Severely dry	○	○	○	○	○	Warning		
		Extremely dry	○	○	○	○	○	Emergency		
North-east		Near or above normal	18	18	42	Not a significant region-wide water resource.	42	Normal	●	
		Moderately dry	○	○	○		○	Watch	■	
		Severely dry	○	○	○		○	Warning		
		Extremely dry	○	○	○		○	Emergency		
South-west		Near or above normal	39	9	Not a significant region-wide water resource.	▲	39	Normal	●	
		Moderately dry	○	○		○	○	Watch	■	
		Severely dry	○	○		○	○	Warning		
		Extremely dry	○	○		○	○	Emergency		
Coastal North		Near or above normal	11	39	●	Not a significant region-wide water resource.	41	Normal	●	
		Moderately dry	○	○	○		○	Watch	■	
		Severely dry	○	○	○		○	Warning		
		Extremely dry	○	○	○		○	Emergency		
Coastal South		Near or above normal	37	11	Not a significant region-wide water resource.	Not a significant region-wide water resource.	28	Normal	●	
		Moderately dry	○	○			○	○	Watch	■
		Severely dry	○	○			○	○	Warning	
		Extremely dry	○	○			○	○	Emergency	

*The number in each colored dot is the number of weeks the specific indicator in that region has been in that status. For indicators which changed status this evaluation cycle the arrow indicates the direction of change; it points from the previous status to the current. A water drop (●) means the indicator has been green for more than a year.*

**Subject to revision and update.** This summary shows regional drinking-water-supply indicators for New Jersey. Local water-supply conditions may vary. Water-supply status is based on professional judgment of water-supply characteristics and indicators in each region. Indicators are shown only for those water resources significant for each region. The indicators are described at <http://njdrought.org/drought.indicators.sum.pdf>.

**New Jersey Department of Environmental Protection**  
**Catherine R. McCabe, Commissioner**

**For more information:**  
[www.njdrought.org](http://www.njdrought.org)